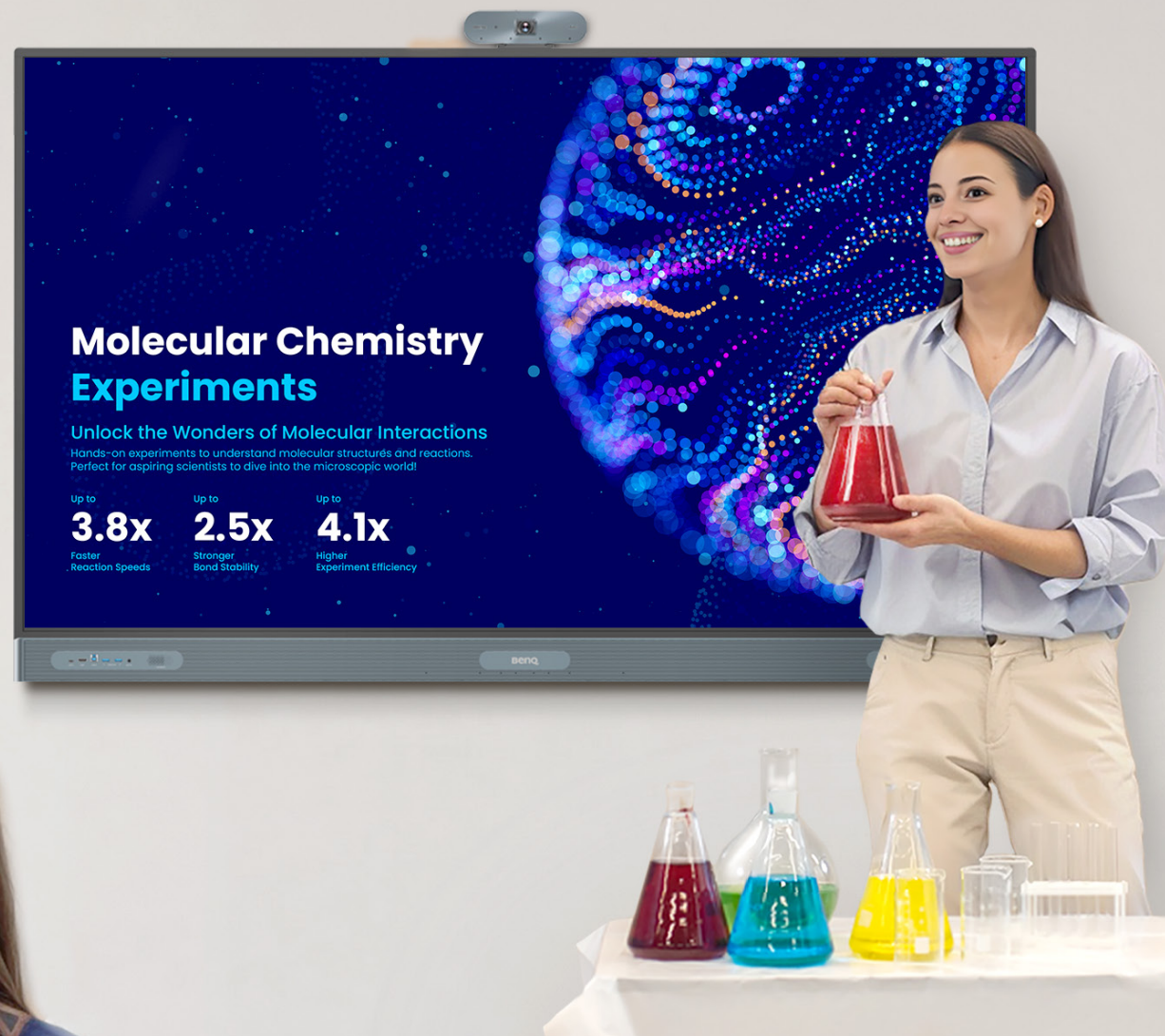


# Higher Education Solutions

Technology that lets you teach your way



**BenQ Education**  
Shape the Future of Learning

## BenQ Boards

BenQ Board Pro  
BenQ Board Master  
BenQ Board Essential

## Digital Signage

Pantone® Validated Pro Signage  
Pantone® Validated Signage  
4K Smart Signage

## Projectors

Smart Projector	Immersive Simulation Projector
Interactive Projector	Golf Simulator Projector
Large Venue Projector	Essential Projector

# Contents

 **BenQ Higher Education Solutions**

 **Classroom scenarios**

 **Hardware: From Boards to Signage,  
Projectors, and Beyond**

 **BenQ Teaching Software**

 **IT Management Software**

 **A greener solution for  
sustainable learning**

 **Success Stories**

 **Comparison Tables**



# Teach Your Way

Technology should enhance, and not complicate, teaching. BenQ equips you with powerful interactive tools that let you roll out your lessons and engage your students effectively without changing your teaching style. Simple, intuitive, and secure, BenQ Boards, digital signage, projectors, and their accessories seamlessly fit every type of learning scenario, allowing you to teach your way.



## Prepare lessons on the cloud

Cloud system integration lets you use what you have, including your existing files, cloud drives, and devices, saving your time preparing lessons.

## Access lessons with a tap

One-tap NFC login gives you secure and instant access to your personalized teaching space, including all your files, bookmarks, and settings.

## Deliver lessons with AI tools

Built-in multimedia and AI tools provide you with extra support by making your classes more inclusive, engaging, and safe for digital learning.



# Streamline Management with BenQ Education

BenQ empowers not only teachers but also IT staff, giving you all the cloud-based management tools you need to set up, update, and monitor all your BenQ devices and user lists without having to subscribe to costly additional third-party solutions. Our integrated management system is designed to automate and accelerate tasks, allowing you to focus on what matters.



## Hassle-free onboarding

Enrolling new devices is as easy as scanning a barcode or importing a file, while directory synchronization expedites account creation.

## Simplified management

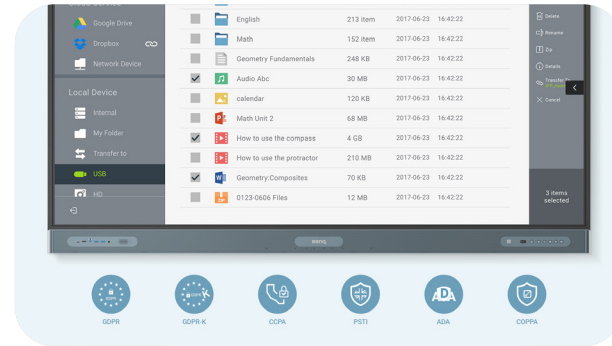
Customizable policies and automation options remove the complexity that comes with optimizing devices and managing updates and apps.

## Data-driven reports

A comprehensive management dashboard provides you with the latest device, network, and app analytics, allowing you to make more informed IT decisions.

# Better Security with BenQ Education

Without sufficient security, adopting new devices may leave your school's network exposed, increasing chances of data leaks, privacy violations, and operational setbacks. Trust BenQ to deliver solutions that perfectly fit your security strategy. Our displays and cloud platforms offer multiple levels of protection that help you tick every item on your IT security checklist.



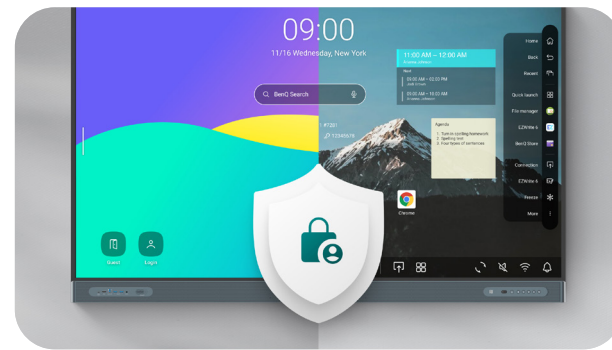
## Data privacy

Your school's data stays private. BenQ Boards, apps, and management platforms have passed rigorous data security screening and adhere to the highest international standards set by the GDPR, CCPA, PSTI, and ADA, among others.



## Defense against threats

Regular firmware and app updates, comprehensive network security options, and antimalware and anti-phishing measures that come with the BenQ Board ensure that your devices are protected against the latest security threats.



## Secure access

User role and access management, domain verification, directory syncing, as well as idle session logout times let you control user access and prevent unauthorized use of your BenQ devices.

# Award-Winning EdTech Solutions

Our BenQ Education hardware and software have been consistently recognized as some of the top educational technology solutions on the market by the world's most reputable award-giving bodies.

Each year, BenQ continues to deliver innovative ways to transform learning and enhance the overall teaching experience of educators worldwide.



Spaces4Learning Reader's  
Choice Award 2024 Winner



EdTech Breakthrough Award  
2024 Winner



Sound & Video Contractor 2024  
Innovative Products Awards Winner



Tech & Learning Best of Show  
at ISTE Live 2023 Winner



Spaces4Learning New Product  
Award 2023 Winner



Tech & Learning Awards of  
Excellence 2023 Winner



# Leading Technology Partners

We work with our valued partners to bring you the best possible solutions that make learning better for everyone – students, teachers, IT professionals, and administrators. These invaluable partnerships with industry leaders elevate the performance of your BenQ devices so you can provide the best possible outcomes for your institution.



# BenQ Education Solutions

## Interactive Displays



BenQ Board Pro



BenQ Board Master



BenQ Board Essential

## Projectors



Smart Projector




Interactive Projector



Essential Projector

## Digital Signage



Pantone® Validated Pro Signage



Pantone® Validated Signage



4K Smart Signage

## Projectors (for creative classrooms and public areas)



Immersive simulation projector



Golf simulator projector



Large venue projector

## Accessories



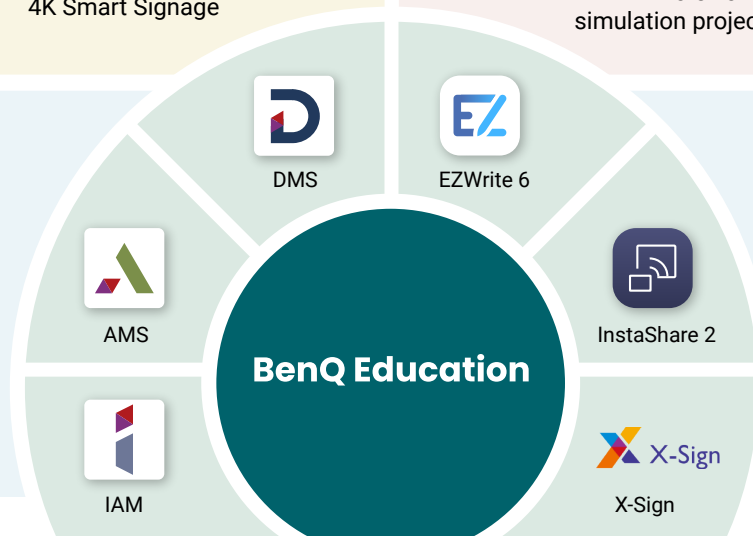
Zoom™ Certified AI camera



Germ-resistant pen with NFC tag



NFC cards



PointWrite™ kit



Wireless adapters



Slot-in PCs



Mounts and stands

# BenQ × Higher Ed.

Equip learners with  
21<sup>st</sup> century skills to prepare  
them for the future

Success isn't just about what graduates know—it's about how they apply their knowledge. Equip them with the tools to develop essential skills for their careers. Colleges and universities are turning to BenQ Education solutions to meet the needs of both students and faculty with this goal in mind.

From interactive boards and digital signage to projectors and cutting-edge accessories, BenQ provides innovative EdTech solutions that empower students to excel in any learning environment and beyond.



## Meet diverse learning needs using our integrated solutions

Seamless connectivity across our solutions—including BenQ Boards, digital signage, projectors, and accessories—empowers you to meet the diverse learning needs of every student in your institution.



## Foster global connections through intuitive experiences

Our user-friendly software and hardware design helps you effortlessly integrate hybrid, remote, and international learning into your classes, bridging distances locally and connecting your students with their peers across the globe.



## Cultivate cross-disciplinary learning with AI tools

Integration of AI tools into our software equips higher education instructors with the advanced tools they need to foster cross-disciplinary thinking and collaboration, preparing students with the skills essential for future success.



## Safeguard your data with robust management tools

BenQ devices and IT management solutions are designed with robust security at their core. They comply with some of the world's strictest data privacy standards, offer user account separation, secure SSO login, admin-defined user roles, and more.

# Teach your way with BenQ

BenQ Education solutions allow you to maximize the use of each room on your campus by converting them into engaging interactive spaces designed for hybrid learning, cross-disciplinary thinking, innovation, and community building.

- Account Management System:



AMS

- Device Management Solution:



DMS

- Digital Signage Software:



X-Sign



## Standard classrooms

1. STEAM classrooms
2. Lecture rooms
3. Hybrid classrooms
4. General classrooms

## Specialized classrooms

5. Mac labs
6. Interactive immersive spaces
7. Sports simulation rooms

## Shared public spaces

8. Auditoriums
9. Hallways
10. Cafeterias



# STEAM classrooms

## Facilitate deeper discussions and discoveries



For laboratory classes that require students to share their current progress, you can have a two-screen setup: Use a BenQ Board for your main lecture and an extension projector where your students can share their work in real time, directly from their seats. This lets you discuss the lesson without disrupting your flow.

### BenQ solutions



**BenQ Board Pro**  
RP7504 interactive display  
\* BenQ Board Pro is available in 65", 75", and 86" sizes.



**MH856UST+**  
Interactive projector



**InstaShare 2**  
Wireless screen sharing solution



**ideaCam for Education**  
Document camera

**InstaShare 2**  
Wirelessly cast content to BenQ devices across a range of operating systems with InstaShare 2.

# Lecture rooms

## Zoom in on the finer details



### EZWrite 6

Easily show your BenQ Board's annotations on a larger projector screen to get the entire class engaged in your lessons.

Extend your BenQ Board screen onto a much larger surface, allowing your students to process every point of your lecture. BenQ's high lumens 4K laser projector ensures that images are always sharp, crisp, and bright, letting your class see your presentation wherever they are in the room, even under different lighting conditions.

### BenQ solutions




**BenQ Board Pro**  
RP7504 interactive display  
\* BenQ Board Pro is available in 65", 75", and 86" sizes.



**LK935**  
Large venue projector



**InstaShare 2**  
Wireless screen sharing solution




**EZWrite 6**  
Interactive whiteboard



# Hybrid classrooms

## Futureproof your classrooms through hybrid learning



The BenQ Board, with its built-in array microphone and speakers, combined with the BenQ AI camera, lets you extend learning beyond your classroom through interactive video calls and cloud whiteboarding.

### BenQ solutions




**BenQ Board Pro**  
RP8604 interactive display  
\* BenQ Board Pro is available in 65", 75", and 86" sizes.



**SL5504**  
Pantone® Validated Signage  
\* Pantone® Validated Signage is available in 43", 55", 65", 75", and 86" sizes.



**DV01K**  
Zoom™ Certified AI camera



**EZWrite 6**  
Interactive whiteboard

### EZWrite 6

Capture your lessons with screen recording on the BenQ Board and in EZWrite 6 for remote students.

# General classrooms

## Find your teaching space in any classroom on campus



BenQ Education solutions fit every type of learning scenario. With centralized account management, you can bring your lessons with you no matter which classroom you're in. Conveniently load your personalized workspace, cloud-based files, and content on any BenQ Board, Pantone Validated Signage, or smart projector.

### BenQ solutions



#### BenQ Board Essential RE7504 interactive display

\* BenQ Board Essential is available in 65", 75", and 86" sizes.



#### EW805ST Smart projector




#### BenQ AMS Account management system



# Mac labs

## Let your students collaborate from their desks



Computer-assisted classrooms with both interactive and non-touch displays allow students to jump into discussions, and engage in problem solving and active learning both at the board and by joining the cloud whiteboard from their devices for better collaborative learning that strengthens their ability to communicate, manage workloads, and think creatively.

### BenQ solutions



**SH7504**  
**Pantone® Validated Pro Signage**  
\* Pantone® Validated Pro Signage is available in 55", 65", and 75" sizes.



**BenQ Board Master**  
**RM8604 interactive display**  
\* BenQ Board Master is available in 65", 75", and 86" sizes.



**InstaShare 2**  
**Wireless screen sharing solution**



**MT02E**  
**Motorized rolling stand with VESA mount**

**InstaShare 2**  
The AI Guardian feature in InstaShare 2 automatically blocks inappropriate images and videos from being cast to the display.



# Interactive immersive spaces

## Unlock student creativity in immersive space design



BenQ smart interactive laser projectors transform spaces into dynamic hubs where art, design, animation students—and more—can design, create, and explore interactive digital-physical environments with high-resolution visuals that bring their vision to life.

### BenQ solutions



#### LH600ST+

Immersive simulation projector

\* BenQ interactive projectors can be used with third-party interactive floor software.



#### SL6504

Pantone® Validated Signage

\* Pantone® Validated Signage is available in 43", 55", 65", 75", and 86" sizes.



#### X-Sign

Digital signage software



# Sports simulation rooms

## Create safe and immersive practice spaces



In case of inclement weather conditions or if your campus does not have ample outdoor space, you can easily take sports training indoors by turning rooms into virtual sports facilities. BenQ simulation projectors automatically fit almost any surface, allowing your students to play a wide variety of sports on screen.

### BenQ solutions



**LK936ST**  
Golf simulator projector



**AH700ST**  
Golf simulator projector

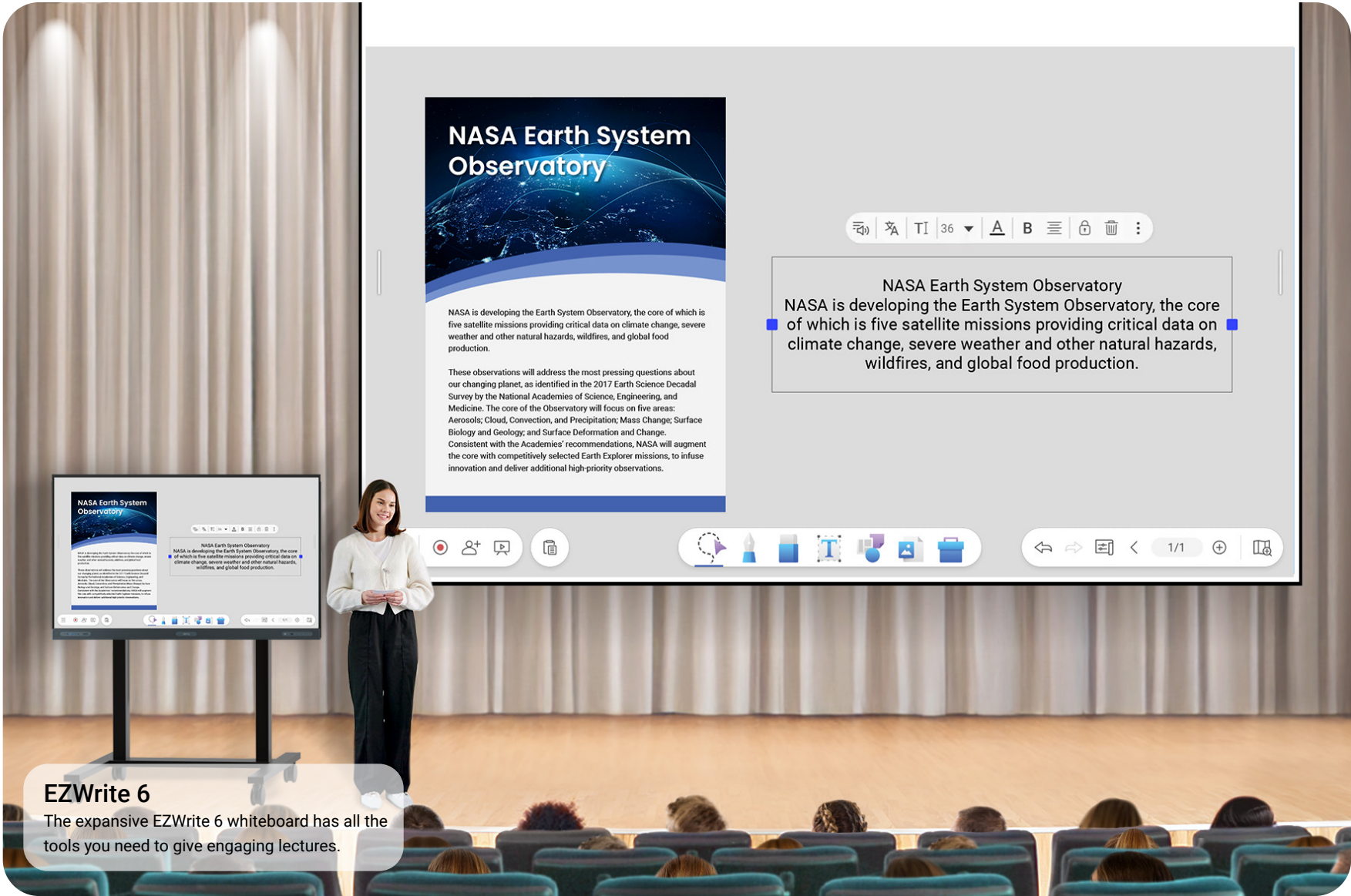


**BenQ Board Master**  
**RM7504 interactive display**  
\* BenQ Board Master is available in 65", 75", and 86" sizes.



# Auditoriums

## Magnify your message to a large audience



Effectively present in auditoriums and lecture halls using a combination of a BenQ Board and large-venue projector. Annotate over content on the board while letting students follow along on the projected screen. Use AI tools such as text-to-speech, optical character recognition, and translation to further engage students.

### BenQ solutions



**BenQ Board Pro**  
RP8604 interactive display  
\* BenQ Board Pro is available in 65", 75", and 86" sizes.



**LU9800**  
Large venue projector



**EZWrite 6**  
Interactive whiteboard



# Hallways

## Effectively deliver content to your whole campus



Capture attention in any lighting condition. Whether it's in a dimly lit corridor or bright open-air hallway, BenQ Digital Signage lets your content stand out, effectively delivering your message across campus.

### BenQ solutions



**SH8604**  
**Pantone® Validated Pro Signage**  
\* Pantone® Validated Pro Signage is available in 55", 65", 75" sizes.



**X-Sign**  
Digital signage software

**X-Sign**  
X-Sign makes it easy for you to create and display eye-catching content on all your BenQ displays.

# Cafeterias

## Quickly update and display mouthwatering menus



Delight the senses with BenQ Pantone® Validated Signage. With specialized color modes—including Pantone mode—your menus showcase industry-standard colors that captivate and entice diners.

### BenQ solutions



#### BenQ Board Essential RE6504 interactive display

\* BenQ Board Essential is available in 65", 75", and 86" sizes



#### SL7504 Pantone® Validated Signage

\* Pantone® Validated Signage is available in 43", 55", 65", 75", and 86" sizes.



#### X-Sign Digital signage software



BenQ Boards

# Teach your way

Our Google EDLA-certified BenQ Boards empower you to teach your way. Use a whiteboard. Share your screen. Load lessons from the web. Do it all with our powerful, intuitive tools designed to fit your teaching style.



# Start teaching without fuss




## Tap and teach

Everything you need is just a tap away. Tap your NFC card to log in and load your account, files, and folders. Tap your pen to pull up the whiteboard. And tap your Android phone for easy screen sharing.



## Your very own space

Each teacher gets their own personalized account, which they can access on any BenQ Board. This means you can load all your settings, bookmarks, as well as your folders just by logging in.



## Your data, exclusively yours

All user accounts are separate so there's no way for other people to see any of your data. Only you. can access your files, folders, and even the online. accounts and apps you're logged into.




# Classes done your way



## Present your way

Access lesson content from the web, load them straight from your cloud account, or if you prefer using your laptop, just plug it in to gain touchback controls and operate your screen directly from the BenQ Board.



## Whiteboard your way

The EZWrite whiteboard simply makes teaching better. Write, draw, or paint on a canvas that never runs out of space. Spruce it up with links, photos, and videos. And pull up templates and tools—both standard and AI—for richer lessons on the fly.



## Share your way

InstaShare lets you wirelessly share your screen to your board. You can easily navigate, annotate over content, and open up your session to the rest of your class. Session controls and AI filtering are also available to help you keep things in order.

# Leverage the power of EDLA



## Android, optimized

The familiar Android interface is optimized for seamless use on a large touchscreen.



## Google Play

Get access to all your favorite apps directly from the Google Play Store.



## Enhanced security

Google Play Protect and Safe Browsing prevent data leaks, phishing, and malware.



## Google core apps

The BenQ Board comes out of the box with all of Google's core apps and services.



## Efficient multi-tasking

Activate split-screen mode to open and interact with two apps side-by-side.

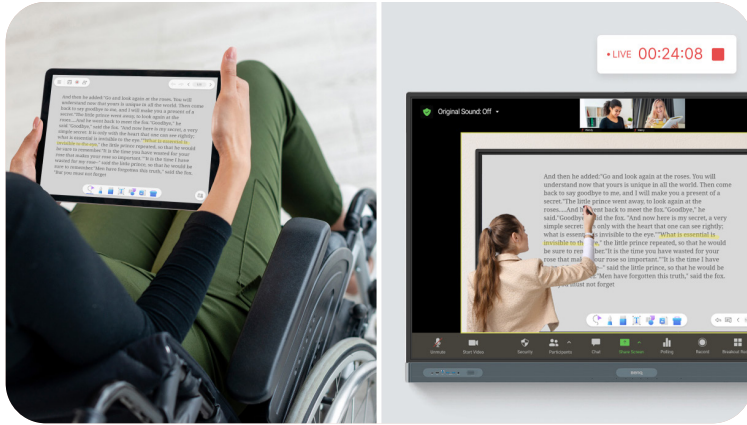


## Hey Google...

Conveniently access Google Assistant to get a helping hand while teaching.

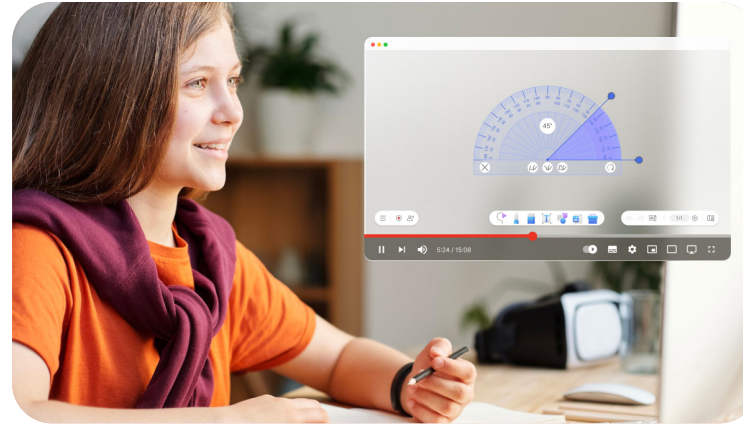


# Extend your classroom's reach



## Make learning accessible

Reach learners no matter where they are with cloud whiteboarding in EZWrite 6. Whether they're remote, working part time, or have disabilities, allow them to join classes from anywhere.



## Keep on learning

In-person classes might stop but learning doesn't have to. Easily record and share your lessons with EZWrite 6 so students can continue to learn from anywhere.



## Explore new horizons

Through video conferencing with leading platforms, including Zoom and Microsoft Teams, you can open up your classrooms, allowing your students to meet faraway peers or visit different places without having to leave their seats.

# Designed for healthy learning

The BenQ Board has a comprehensive set of ClassroomCare® features designed to protect student and teacher health.



## Safe to touch

BenQ Board screens and peripherals have an antimicrobial coating that helps prevent the spread of germs in class.



## Easy on the eyes

Prevent eye strain and other related eye issues with our anti-glare, flicker-free, Eyesafe® Certified 2.0 screens.



## Breathe easy

Maintain good air quality in your classrooms with the help of the BenQ Board's built-in air quality sensors and air ionizer.



BenQ Projectors

# Put a spotlight on learning

BenQ projectors let you transform any surface into a learning space. Smart, interactive, laser or large, our projector solutions let you cast your content in every scenario.



# Present in different ways



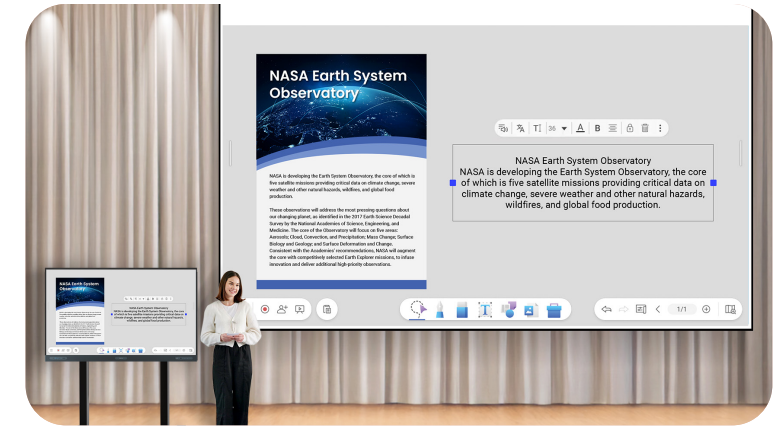
## Get hands on

BenQ projectors let you convert any wall or surface into a fully interactive teaching space, allowing you to present content in vivid clarity while easily letting you navigate, write, and move objects with your pen or fingers.



## Expand your space

Have more room for your lectures by extending your teaching space. Whiteboard on one screen while projecting lesson content in vivid detail so you can effectively enrich and supplement your discussions without disrupting your flow.



## Amplify your ideas

Share big ideas to more students with larger-than-life presentations that grab everyone's attention. Paired with a BenQ Board, you can magnify your movements, keeping all eyes focused on your message.



# A different class of projector




## Conveniently smart

A built-in Android operating system lets you access the internet, and use your apps, sites, and cloud files without using a laptop.



## Made for interaction

Up to 10 users can simultaneously interact with the touchscreen, allowing them to use their fingers or pens to write and navigate.



## Longer-lasting laser

Laser technology lets you enjoy long-lasting brightness of up to 1,000 lumens while eliminating bulb replacement costs.



## Specialized color

Whether you're playing videos or showing infographics, you can switch between different fine-tuned color modes to enhance the image quality.



## Aligned every time

Keystone alignment prevents image distortion by automatically correcting your images, regardless of the shape and angle of your projection surface.



## Anti-dust defense

IP5X Dust Guard technology prevents the accumulation of chalk, dust, and other PM<sub>10</sub> and PM<sub>2.5</sub> particles from damaging your projector.

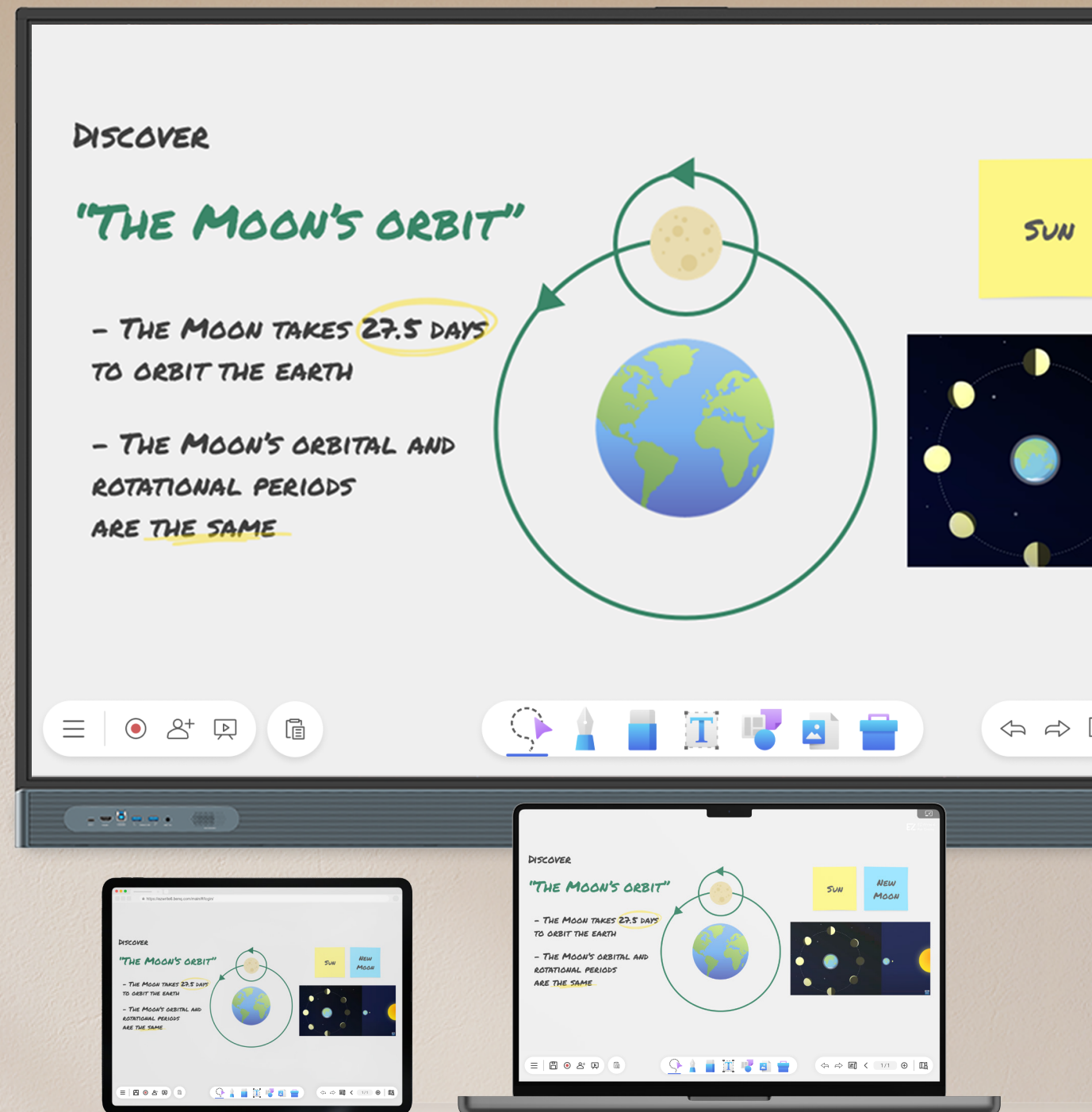


Google Workspace  
for Education

EZWrite 6

# Teach and write without limitations

Teach on a powerful whiteboard that boosts participation  
and extends your classes to any location.



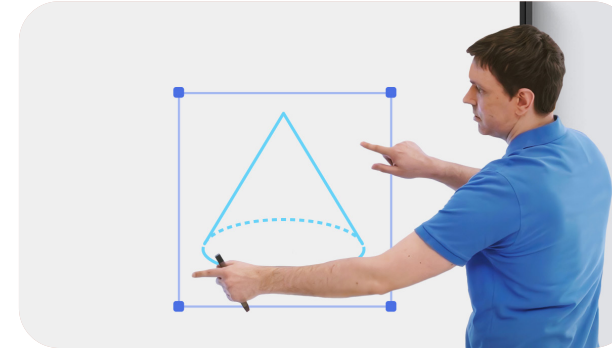


# Enhance your teaching without cramping your style




## Use your own stuff

With EZWrite's wide list of supported media and platforms, you can continue using your own files and the tools that you're most familiar with.



## All the tools you need

Take advantage of EZWrite's wide collection of built-in tools and templates for lesson creation, lectures, and hands-on activities.




## Lessons from the cloud

Combined with AMS or Google Classroom, you can easily access your cloud-based materials directly from the whiteboard.



## Expansive yet simple

Never get lost with EZWrite's expansive yet easy-to-navigate canvas that lets you intuitively add, zoom, and flip through pages.



## AI-enhanced teaching

Built-in AI tools provide you much needed support by automating tedious tasks such as transcription and translation, among others.



## Bring learning closer

Simply extend your whiteboard to the cloud so that all your students can actively participate from their seats or even from home.



InstaShare 2

# Share Ideas Engage Minds

Upgrade the way you teach lessons with smooth interactive screen sharing from any device using InstaShare 2.



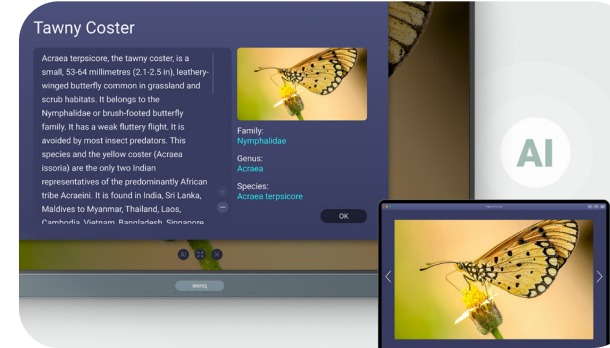


# The best way to show and tell



## Share. Control. Write.

Wirelessly share, control, and annotate over one more device screens and media files to and from the BenQ Board.



## Get details in a snap

Users can now share an image, video, live camera feed, or their device screen, and then tap the InstaShare 2 AI Lens button on the BenQ Board to identify and get information on thousands of plant and insect species.



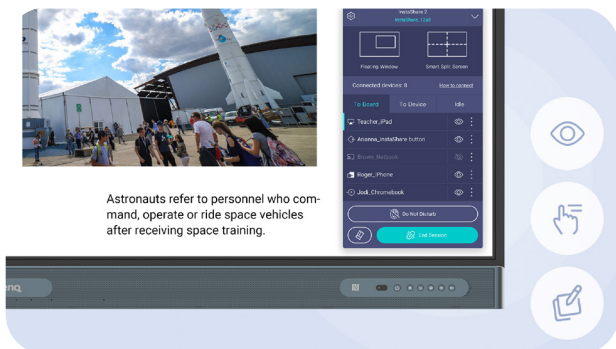
## Use what you want

Use native screen sharing for Windows, Apple, and ChromeOS devices or install the InstaShare 2 app to access all features.



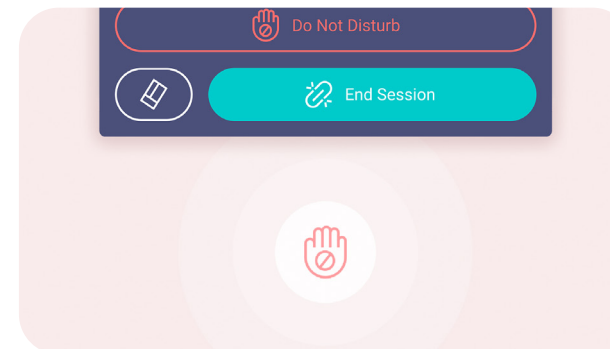
## Show only the good stuff

InstaShare 2's AI Guardian helps filter out bad content by blocking nude photos and videos before they can be flashed on screen.



## Moderate your sessions

InstaShare 2 gives you more control over your sessions by letting you set which users can share content or write on the screen.



## Keep the focus

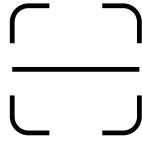
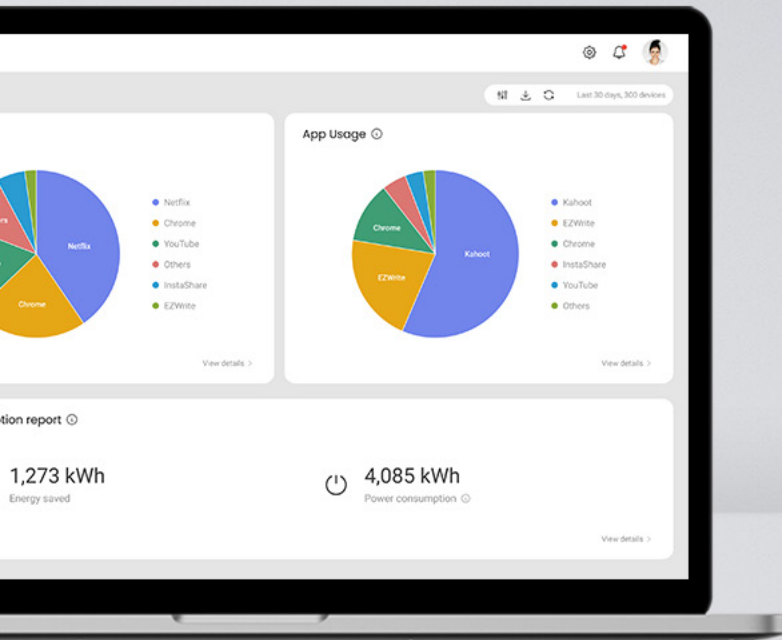
Switch on Do Not Disturb mode to prevent other users from interrupting the session and keep everyone glued to the main discussion.



BenQ DMS

# Device Management Solution

Centrally manage all your BenQ devices on a single dashboard.




## Scan to add and organize

Efficiently enroll new BenQ devices through barcode or QR code scanning, and organize them through grouping and tagging.




## One-click implementation

Easily set comprehensive device management policies, which you can then remotely push to your selected devices with one click.



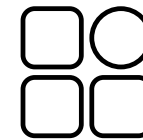
## Task automation

Automate routine system tasks, such as launching apps, powering on devices, and optimizing storage, by setting task triggers and actions.




## Always up to date

Keep all your devices secure, optimized, and up to date through timely firmware updates that you can remotely schedule and install.



## All the right apps

Regulate the available apps on all your devices through centralized app installation, management, and app store blocking.



## Data-driven analytics

Monitor your device status, network usage, and energy consumption by generating detailed reports from the DMS Dashboard.

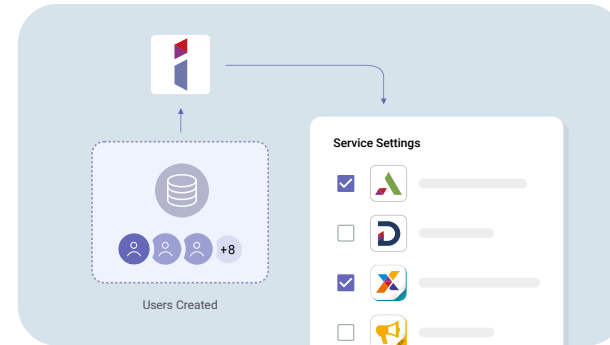
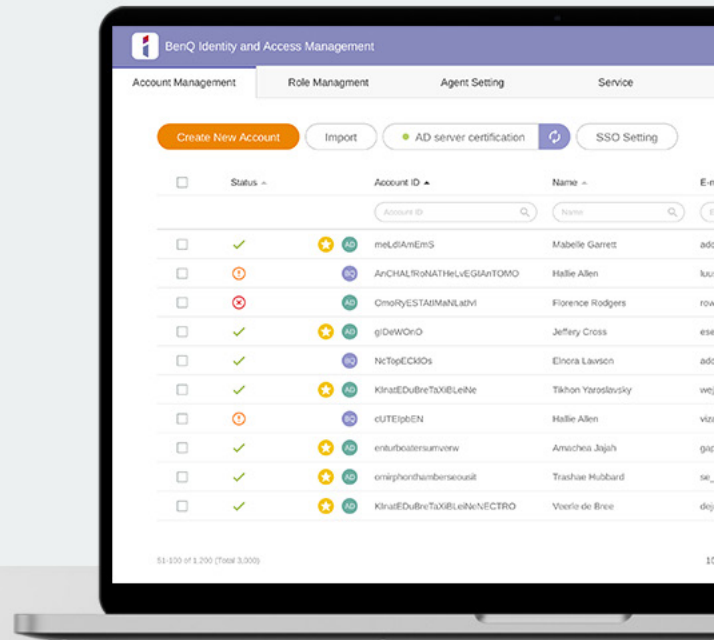




BenQ IAM

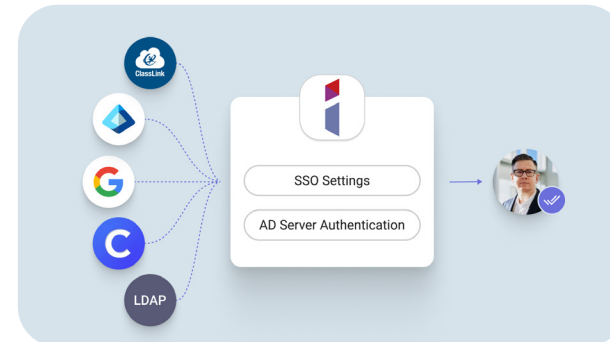
# Identity and Access Management

Reduce IT staff workload with centralized user account provisioning and secure single sign-on.



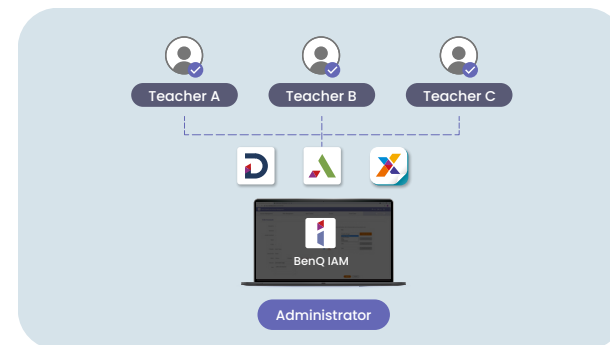
## Create accounts

Easily create and organize accounts by importing lists, grouping users, and setting their access permissions to different BenQ services.



## Synchronize lists

Sync IAM with your Google Workspace, ClassLink, Clever, Entra ID, or other LDAP directory service to automatically update your list of verified users.



## Assign roles

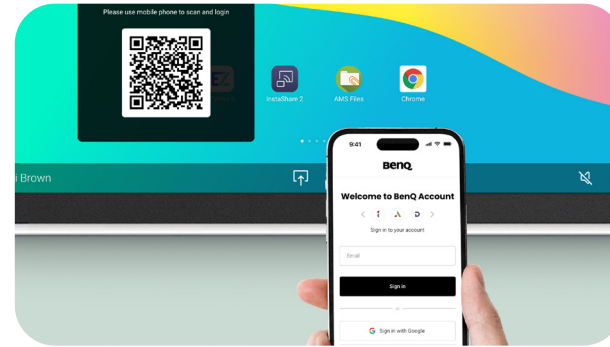
Enforce stricter access security and prevent the unauthorized use of your devices by limiting account privileges through user role assignments.



BenQ AMS

# Account Management System

Personalize your BenQ display and easily access your cloud storage.



## Enjoy hassle-free login

Scan a QR code, use NFC, or log in through SSO. BenQ solutions offer easy and flexible ways for you to access your account within seconds, saving you from password fatigue.



## Own your teaching space

Each account is separate, giving you secure and exclusive access to your own files. You can also personalize your own teaching space according to your needs.



## Access your files anywhere

Conveniently access your files from any BenQ Board, Pantone Validated Signage, or smart projector by linking your Google Drive, Dropbox, OneDrive, Box, or Nextcloud account to AMS.

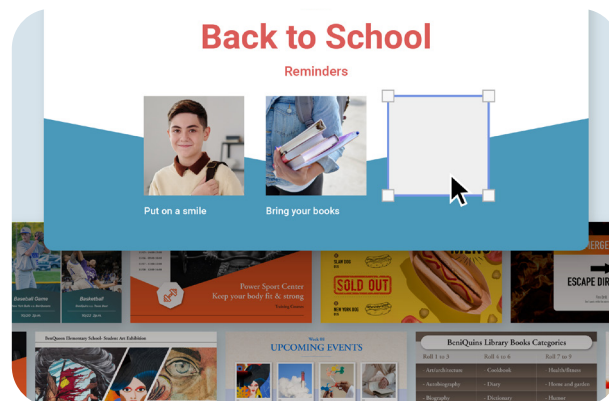
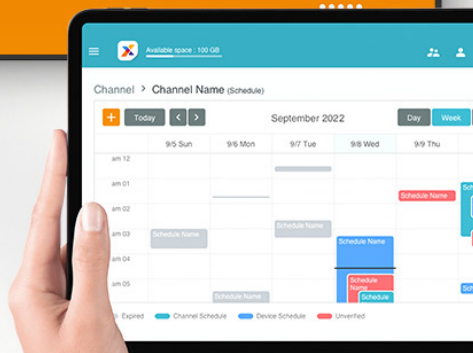




X-Sign

# Digital signage software

Turn your displays into all-in-one bulletin boards with real-time updates.



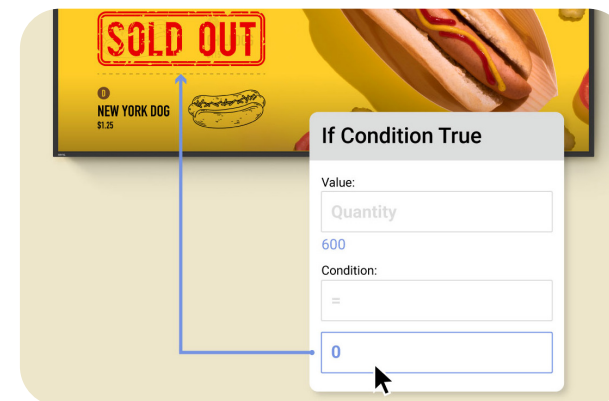
## Convenient content creation

You don't need to start from scratch. Use any of X-Sign's preloaded templates to create content with ease.



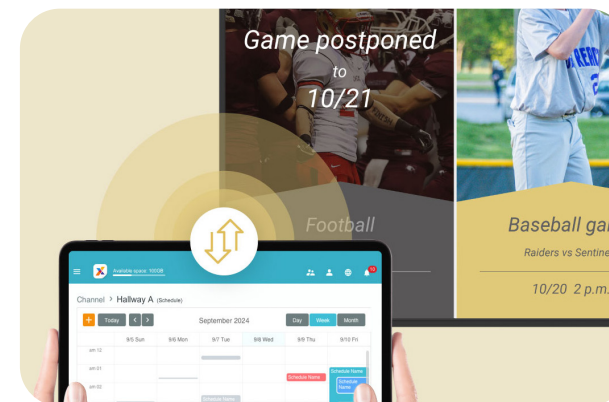
## Instant multimedia playback

Save time by using the photos and videos in your media library and letting X-Sign turn them into a playable slideshow.



## Dynamic content updates

Link a Google sheet, use an API, or simply overwrite a CSV or JSON file to update content such as prices and dates.



## Remote management

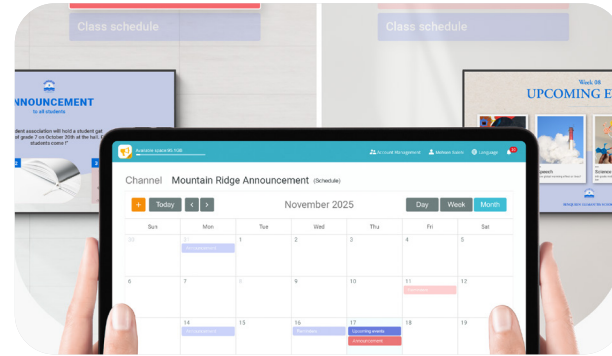
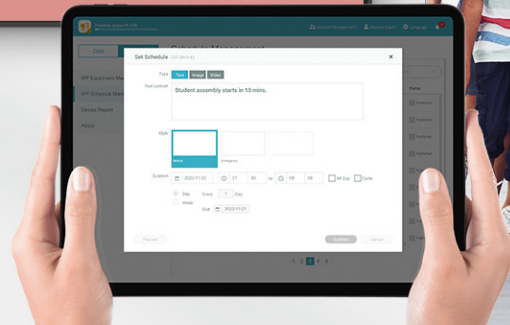
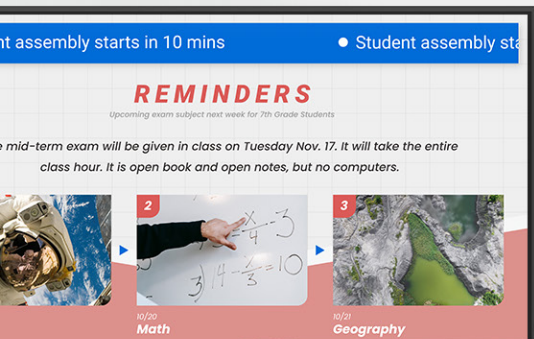
Easily schedule and push content to any display in your school from a single cloud-based console.



X-Sign Broadcast

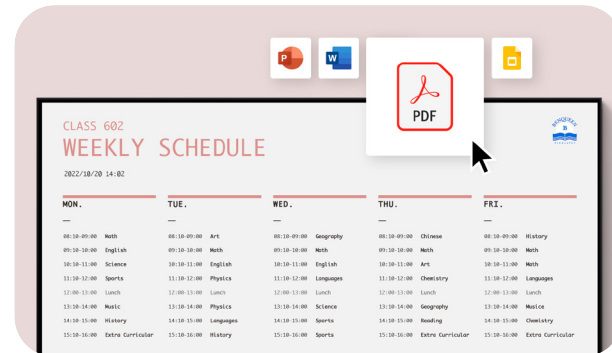
# Announcement system

Complement your school PA system with visual alerts and announcements.



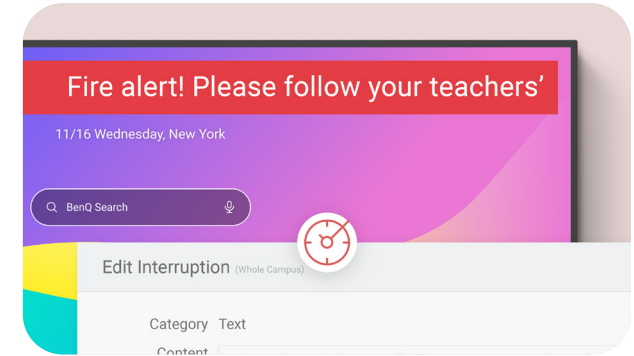
## Keep everyone up to date

Use the calendar to set a posting schedule and deliver campus-wide announcements at the right time.



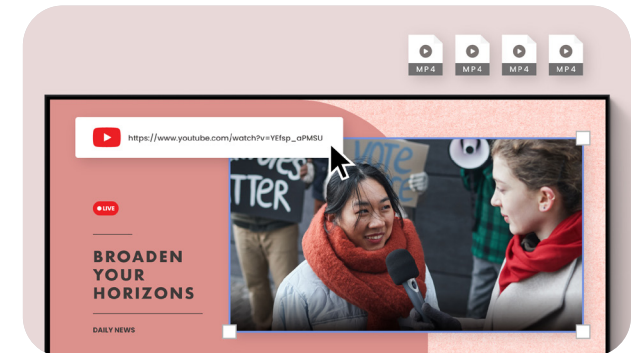
## Use multimedia files

Aside from video files, you can upload PDFs, Word documents, and PowerPoint files for more informative notices.



## Send real-time alerts

Instantly push messages through to all your displays and let students and staff know about ongoing alerts and emergencies.



## Broadcast live

Share videos with your school for clearer communication by uploading a file or adding a YouTube link.



# A greener solution for sustainable learning



## Lowest energy consumption

Enjoy unparalleled energy savings with the BenQ Board Essential RE04, the smart board with the lowest power consumption among all ENERGY STAR® certified interactive displays.



## Efficient power usage

The intelligent SmartEco mode on BenQ projectors ensures efficient use of power by automatically regulating the light source intensity depending on the displayed content.



## Enable energy savings

BenQ Boards, projectors, and device management solutions are packed with multiple energy saving features which you can enable and customize to fit your school's sustainability strategy.



## Committed to net zero

As an RE100 member, BenQ Qisda Group commits to 100% recycled energy by 2040 and net-zero emissions by 2050, working with partners to cut carbon in line with global sustainability standards.

# Success Stories



## Parahyangan Catholic University embraces BenQ Boards and smart projectors

"The synergy of these two BenQ products allows us to create smart classrooms at Parahyangan Catholic University."



## University College London enhances doctoral training with BenQ Boards

"I think what's really interesting is that it didn't feel like it was a very different experience at all, which to me is quite important...It's a nice way to enhance something rather than disrupt, fundamentally, how things are run."



## Oxford University uses BenQ Boards for peer-to-peer learning

"The knowledge postgrad students gain through peer support networks is invaluable...Being able to use the BenQ interactive display in our sessions enhances the quality of our discussions."


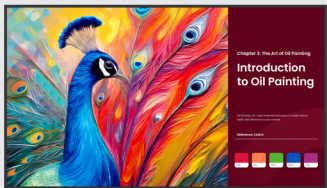


# BenQ Boards




Model	BenQ Board Pro RP04 Series	BenQ Board Master RM04 Series	BenQ Board Essential RE04 Series
Screen resolution   Size	4K UHD   65", 75", 86"	4K UHD   65", 75", 86"	4K UHD   65", 75", 86"
Operating system	Android 13 (EDLA)	Android 13 (EDLA)	Android 13 (EDLA)
CPU	A78 × 4 + A55 × 4	A73 × 4 + A53 × 4	A73 × 4 + A53 × 4
Memory   Storage	8 GB   64 GB* *For larger storage options, contact your local sales representative.	8 GB   128 GB	8 GB   64 GB* *For larger storage options, contact your local sales representative.
Audio	2 × 20W speakers   16W subwoofer 8-microphone array	2 × 20W speakers   8-microphone array	2 × 20W speakers
Touch	Ultra Precision IR (up to 50 points)	High Precision IR (up to 40 points)	Precision IR (up to 40 points)
Wireless connectivity	NFC   Wi-Fi 6   Bluetooth 5.2	NFC   Wi-Fi 6   Bluetooth 5.2	N/A
Management	Access controls, Directory synchronization, Device management	Access controls, Directory synchronization, Device management	Access controls, Directory synchronization, Device management
ClassroomCare®	Germ resistant, Eyesafe® 2.0 (RPF®50), Air quality	Germ resistant, Eyesafe® 2.0 (RPF®35)	Germ resistant, Low blue light filter

# Digital Signage



Model	Pantone® Validated Pro Signage SH04 Series	Pantone® Validated Signage SL04 Series	4K Smart Signage ST04 Series
Screen resolution   Size	4K UHD   55", 65", 75"	4K UHD   43", 55", 65", 75", 86"	4K UHD   43", 55", 65"
Operating system	Android 13 (EDLA)	Android 13 (EDLA)	Android 14
CPU	A73 × 4 + A53 × 4	A73 × 4 + A53 × 4	A73 × 4
Memory   Storage	8 GB   64 GB	8 GB   64 GB	4 GB   32 GB
Brightness	800 nits	500 nits	350 nits
Color gamut (CIE 1976)	99% sRGB   85% NTSC   95% DCI-P3	99% sRGB   72% NTSC	99% sRGB   72% NTSC
Anti-glare	25% haze	25% haze	25% haze
Operation hours	24 hours / 7 days	24 hours / 7 days	18 hours / 7 days
Lifetime	50,000 hours	50,000 hours	30,000 hours
Orientation	Landscape   Portrait	Landscape   Portrait	Landscape   Portrait
Speaker	2 × 12 W	2 × 12 W	2 × 12 W


Smart Projector



Model	EH700	EW805ST	EX605	EU610ST
Brightness (ANSI lumens)	4,000	3,600	4,000	3,800
Native aspect ratio	1080P (1920 × 1080)	WXGA (1280 × 800)	XGA (1024 × 768)	WUXGA (1920 × 1200)
Light source	Laser	Lamp	Lamp	Lamp
Throw ratio	1.15 ~ 1.5	0.49	1.96 ~ 2.15	0.9 ~ 1.08
Keystone adjustment	2D, (Auto) Vertical ± 40 degrees; Horizontal ± 40 degrees	1D, Vertical ± 40 degrees	1D, Vertical ± 40 degrees	2D, (Auto) Vertical ± 30 degrees; Horizontal ± 30 degrees
Speaker	1 × 10W	1 × 5W	1 × 5W	1 × 5W
Operating system	Android 9	Android 9	Android 9	Android 9
Software	Wireless Projection Device management	Wireless Projection Device management Whiteboard (EZWrite 6) Interactive (PW03 Camera Module; PT20 Touch Module)	Wireless Projection Device management	Wireless Projection Device management



Interactive Projector



Model	MW855UST+	MH856UST+	LW855UST	LH856UST
Brightness (ANSI lumens)	3,500	3,500	3,500	3,500
Native aspect ratio	WXGA (1280 × 800)	1080P (1920 × 1080)	WXGA (1280 × 800)	1080P (1920 × 1080)
Light source	Lamp	Lamp	Laser	Laser
Throw ratio	0.35	0.33	0.35	0.33
Keystone adjustment	2D, Vertical ± 15 degrees; Horizontal ± 15 degrees	2D, Vertical ± 15 degrees; Horizontal ± 15 degrees	2D, Vertical ± 15 degrees; Horizontal ± 15 degrees	2D, Vertical ± 15 degrees; Horizontal ± 15 degrees
Speaker	2 × 10W	2 × 10W	2 × 10W	2 × 10W
Interactive	PW30U Camera Module PT20 Touch Module	PW30U Camera Module PT20 Touch Module	PW30U Camera Module PT20 Touch Module	PW30U Camera Module PT20 Touch Module
Management	Device management	Device management	Device management	Device management

# Interactive Projector



Model	MW809STH	MX808STH	MW826STH	MX825STH	MX808PST+
Brightness (ANSI lumens)	3,600	3,600	3,500	3,500	3,500
Native aspect ratio	WXGA (1280 × 800)	XGA (1024 × 768)	WXGA (1280 × 800)	XGA (1024 × 768)	XGA (1024 × 768)
Light source	Lamp	Lamp	Lamp	Lamp	Lamp
Throw ratio	0.49	0.61	0.49	0.61	0.61
Keystone adjustment	1D, Vertical ± 30 degrees	1D, Vertical ± 30 degrees	1D, Vertical ± 30 degrees	1D, Vertical ± 30 degrees	1D, Vertical ± 30 degrees
Speaker	1 × 10W	1 × 10W	1 × 10W	1 × 10W	N/A
Interactive	PW03 Camera Module PT20 Touch Module	PW03 Camera Module PT20 Touch Module	PW03 Camera Module PT20 Touch Module	PW03 Camera Module PT20 Touch Module	PW03 Camera Module PT20 Touch Module
Management	N/A	N/A	Device management	Device management	N/A

# Large Venue Projector



Model	LU9800	LK935
Brightness (ANSI lumens)	10,000	5,500
Native aspect ratio	WUXGA (1920 × 1200)	4K UHD (3840 × 2160)
Light source	Laser	Laser
Throw ratio	(Optional Lens) Ultra Short Throw: 0.38 LS1ST3A Short Throw 0.77-1.1 LS1ST2A Wide Zoom 2: 1.1-1.3 LS1ST1A Wide Zoom 1: 1.25-1.6 LS1SDA Standard: 1.54-1.93 LS1LT0 Semi Long: 1.93-2.9 LS1LT1 Semi Long 1: 2.22-3.67 LS1LT2 Long Zoom 1: 3.58-5.38 LS1LT3 Long Zoom 2: 5.31~8.26	1.36 ~ 2.18
Zoom ratio	(Optional Lens) Long Zoom 1: 1.5×, (Optional Lens) Long Zoom 1: 1.67×, (Optional Lens) Semi Long: 1.5×, (Optional Lens) Semi Long: 1.65×, (Optional Lens) Semi Throw: 1.28×, (Optional Lens) Standard: 1.25×, (Optional Lens) Ultra Short Throw: Fixed, (Optional Lens) Ultra Wide: 1.25×, (Optional Lens) Wide Zoom: 1.18×	1.6×
Keystone adjustment	2D, Vertical ± 30 degrees; Horizontal ± 30 degrees	3D, Vertical ± 30 degrees; Horizontal ± 30 degrees; Rotation ± 30 degrees
Management	Device management	Device management



# Immersive Simulation Projector

				
Model	LH850ST	LH835ST	LW600ST+	LH600ST+
Brightness (ANSI lumens)	4,000	4,000	3,200	3,000
Native aspect ratio	1080P (1920 × 1080)	1080P (1920 × 1080)	WUXGA (1920 × 1200)	1080P (1920 × 1080)
Light source	Laser	Laser	LED	LED
Throw ratio	0.5	0.69 ~ 0.83	0.72 ~ 0.87	0.69 ~ 0.83
Zoom ratio	Fixed	1.2×	1.2×	1.2×
Keystone adjustment	2D, Vertical ±30 degrees; Horizontal ±30 degrees	2D, Vertical ±30 degrees; Horizontal ±30 degrees	2D, (Auto) Vertical ± 30 degrees; Horizontal ± 30 degrees	2D, (Auto) Vertical ± 30 degrees; Horizontal ± 30 degrees
Speaker	1 × 10W	1 × 10W	1 × 10W	1 × 10W
Management	Device management	N/A	N/A	N/A

# Golf Simulation Projector



Model	LK936ST	AH700ST	AH500ST
Brightness (ANSI lumens)	5,100	4,000	4,000
Native aspect ratio	4K UHD (3840 × 2160)	1080P (1920 × 1080)	1080P (1920 × 1080)
Light source	Laser	Laser	Laser
Throw ratio	0.81 ~ 0.89	0.69 ~ 0.83	0.5
Zoom ratio	1.1×	1.2×	Fixed
Keystone adjustment	3D, Vertical ± 40 degrees; Horizontal ± 40 degrees; Rotation ± 40 degrees	2D, Vertical ±30 degrees; Horizontal ±30 degrees	2D, Vertical ±30 degree; Horizontal ±30 degrees
Speaker	1 × 10W	1 × 10W	1 × 10W
Management	Device management	N/A	Device management

# Essential Projector



Model	MS560	MW560	MH733
Brightness (ANSI lumens)	4,000	4,000	4,000
Native aspect ratio	SVGA (800 × 600)	WXGA (1280 × 800)	1080P (1920 × 1080)
Light source	Lamp	Lamp	Lamp
Throw ratio	1.96 ~ 2.15	1.55 ~ 1.7	1.15 ~ 1.5
Keystone adjustment	1D, Vertical ± 40 degrees	1D, Vertical ± 40 degrees	2D, (Auto) Vertical ± 30 degrees; Horizontal ± 20 degrees
Speaker	1 × 10W	1 × 10W	1 × 10W
Management	N/A	N/A	Device management





Dealer's Stamp