


The Ways for Using Jamboard in Your Distance Learning Classroom



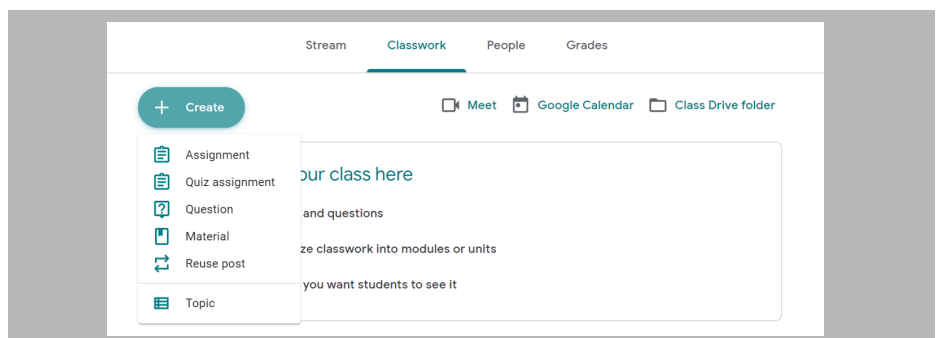
For users of the Google for Education environment or G-Suite related institutions, Google Jamboard is perfectly equipped to respond to all of the requirements for remote teaching. It is not only an intuitive digital whiteboard, its software is also a core app in G-Suite and integrates nicely with other Google apps such as Google Classroom and Google Meet to support educators in building up an interactive digital classroom.


Assign Jam files in Google Classroom

Educators can create a task in Google Classroom with the Jam file as attachment and create a copy for each students.



- 1 Open Google Classroom (classroom.google.com), and create a Class.
- 2 Tap the "+ Create" button on the Classwork page, and create a new task.
- 3 Select the Drive icon, and find the Jam file you want to assign to students.
- 4 Fill out the rest of the Classroom assignment details and click assign.



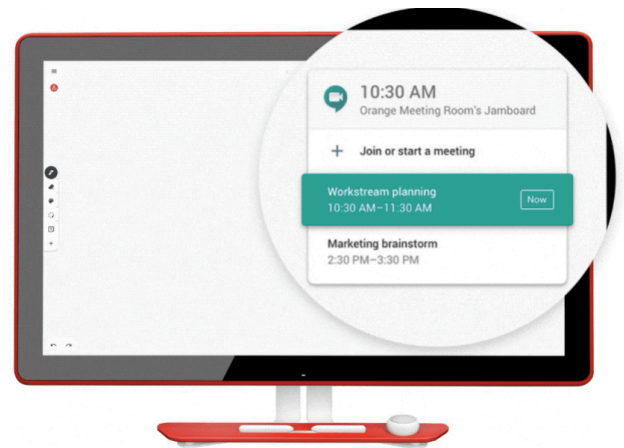


Tap the Meet Icon to Activate Jamboard Video Conference Solution

Jamboard is integrated with a video conferencing solution, which is called Meet for Jamboard, and allows teachers to seamlessly switch between presentation, video conferencing and whiteboarding. Teachers can start a group discussion while students join the jam file as collaborators through a laptop or mobile device.

How to Join a Meet from Jamboard?

- 1** Arrange a Jam session from Jamboard
- 2** Arrange a Meet session via Meet for Jamboard (Participants can join via laptop / smart devices and tablets)
- 3** Jam owner (teacher or student) can present the Jam file to participants for discussion by pressing "Present".
- 4** All participants can also join the Jam session to collaborate with each other.



Google for Education Equals Collaboration and Inspires Student Engagement

Among schools that already implemented Google Jamboard or use the Jam app in their education system, around **93 percent** of teachers agreed that Jamboard has made an impact on learning. It supports teachers who have different ways of approaching lessons and engaging with students.

Google Jamboard not only supports the school to build an independent learning environment, but it also transforms the learning behaviour and creates different collaboration ways for educators and students.